

Honda CB600F Hornet


2007-2010



SUPPLEMENTARY MANUAL

for SH-U01


REMOVE THE SEAT.



**REMOVE BLACK FRAME COVER
AT LEFT SIDE BELOW FUEL TANK.**



**CUT THE PINK/BLUE WIRE ABOUT
4CM (1.6") AWAY FROM THE
CONNECTOR.**
(6-POLE BLACK CONNECTOR ON LEFT SIDE)




Honda CB600F Hornet


2006-2010




CONNECT THE
SPEEDOHEALER GREEN WIRE TO
PINK/BLUE WIRE END,
WHICH GOES TO THE HARNESS.



CONNECT THE
SPEEDOHEALER WHITE WIRE TO
PINK/BLUE WIRE END,
WHICH GOES TO THE CONNECTOR.



CONNECT THE SPEEDOHEALER
RED WIRE TO YELLOW/RED WIRE.



Honda CB600F Hornet

2006-2010



CONNECT THE SPEEDOHEALER
BLACK WIRE TO GREEN/BLACK WIRE.



TYPICAL POSITION
FOR REMOTE BUTTON.



TYPICAL POSITION
FOR SPEEDOHEALER.

