

Honda CBR954RR


2002-2003



SUPPLEMENTARY MANUAL

for QSE-1 + QSH-P4B

REMOVE THE MAIN SEAT.



REMOVE THE AIR INTAKES.



REMOVE THE FUEL TANK.



Honda CBR954RR


2002-2003




REMOVE THE AIRBOX.



**PLUG QSH CONNECTORS IN-LINE
WITH THE IGNITION COIL
CONNECTORS.**
(BLACK, 2-POLE CONNECTORS BELOW AIR INTAKE)



**CONNECT QSH BLACK WIRE
TERMINAL TO CHASSIS GROUND.**



Honda CBR954RR

2002-2003



MOUNT THE QSE SENSOR.

(USE THE NEW BOLT AND WASHERS SUPPLIED WITH THE UNIT. MAKE SURE TO PLACE ONE WASHER ABOVE THE SENSOR AND ONE WASHER BELOW THE SENSOR. TIGHTEN THE SCREW BY 7-10 NM.

WHEN TIGHTENED, DO NOT TRY TO ROTATE THE SENSOR BODY.)



TYPICAL POSITION FOR THE QUICKSHIFTER EASY.

