

# Suzuki DL650 V-Strom

2012-2016



## SUPPLEMENTARY MANUAL

for XT-S01

REMOVE THE SEAT.




PLUG X-TRE CONNECTORS IN-LINE  
WITH THE GEAR POSITION SENSOR  
CONNECTORS.

(WHITE, 3-POLE TRIANGULAR CONNECTORS  
BELOW THE FUEL TANK AT LEFT SIDE)



CUT THE BLACK/GREEN WIRE ABOUT  
4CM (1.6") AWAY FROM THE  
ECU/ECM CONNECTOR.

(LARGE CONNECTOR, PIN #31)




# Suzuki DL650 V-Strom


2012-2016



**CONNECT THE X-TRE BLACK/GREEN WIRE TO BLACK/GREEN WIRE END, WHICH GOES TO THE ECU/ECM CONNECTOR.**



**CONNECT THE X-TRE BLACK/WHITE WIRE TO BLACK/GREEN WIRE END, WHICH IS AT THE WIRING HARNESS SIDE.**



**CONNECT X-TRE RED WIRE TO ORANGE WIRE OF REAR BRAKE LIGHT SWITCH CONNECTOR.**

(TRANSPARENT, 2-POLE CONNECTOR BELOW FUEL TANK)

(X-TRE MODE: 6)

